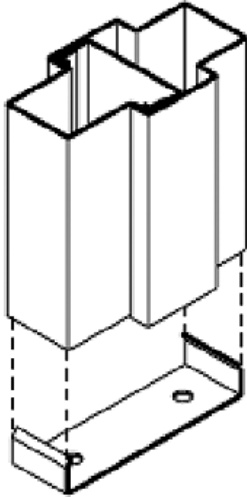
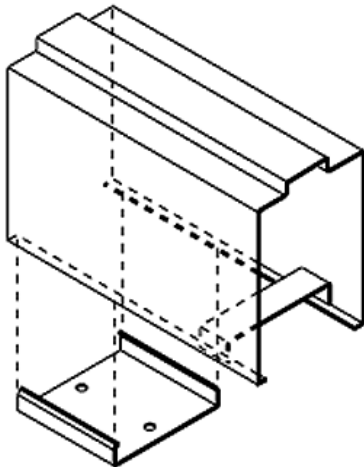


MULLION BASE ANCHOR



- | | |
|------------------------------|--|
| 1. Material | 16 Ga. Galvannealed Steel |
| 2. Supplied | Shipped loose for field installation |
| 3. Applicable Frame Series: | F-Series Hollow Metal Mullions |
| 4. Profile variations: | SR – Single Rabbet
DR – Double Rabbet (equal & unequal) |
| 5. Frame depths | All frame depths |
| 6. Face variations | Ordered specifically to fit face |
| 7. Frame attachment: | Anchor to floor, mullion slides over |
| 8. Application: | Ship loose to jobsite, field installed |
| 9. Floor construction: | All |
| 10. Fire label applications: | UL/WH 3 hour max. |

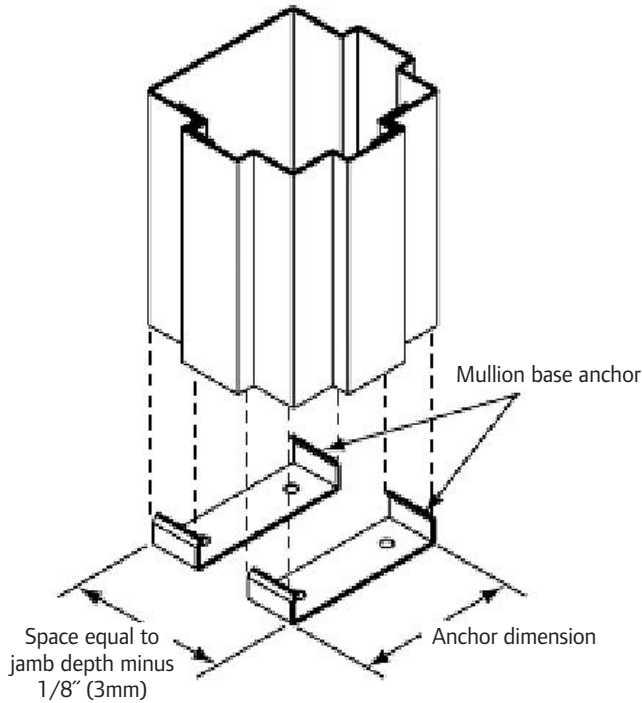
SILL SECTION BASE ANCHOR



- | | |
|------------------------------|--|
| 1. Material | 16 Ga. Galvannealed Steel |
| 2. Supplied | Shipped loose for field installation |
| 3. Applicable Frame Series: | F, FN, |
| 4. Profile variations: | SR – Single Rabbet
DR – Double Rabbet (equal & unequal) |
| 5. Frame depths | All frame depths |
| 6. Face variations | Fits all pace variations |
| 7. Frame attachment: | Anchor to floor, sill snaps on top |
| 8. Application: | Ship loose to jobsite, field installed |
| 9. Floor construction: | All |
| 10. Fire label applications: | UL/WH 3 hour max. |

CORNER POST BASE ANCHOR

Corner Post Anchor
(2- and 3-way posts)



- | | |
|------------------------------|--|
| 1. Material | 12 Ga. Galvanized Steel |
| 2. Supplied | Shipped loose for field installation |
| 3. Applicable Frame Series: | Corner posts |
| 4. Profile variations: | DR – Double Rabbet (equal & unequal) |
| 5. Frame depths | All frame depths |
| 6. Face variations | Ordered specifically to fit face |
| 7. Frame attachment: | Attached to floor, corner post slides over |
| 8. Application: | Ship loose to jobsite, field installed |
| 9. Floor construction: | All |
| 10. Fire label applications: | UL/WH Approved |